

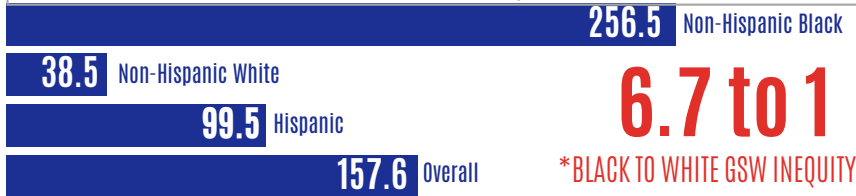
# GUN VIOLENCE AND HOMICIDE IN CLEVELAND, OH 2021

## STATISTICS

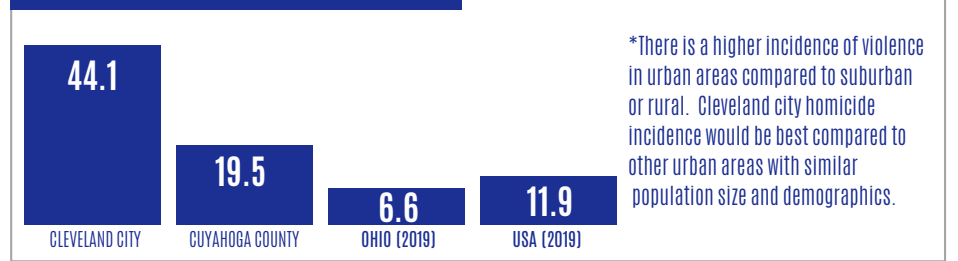


## RACIAL INEQUITIES

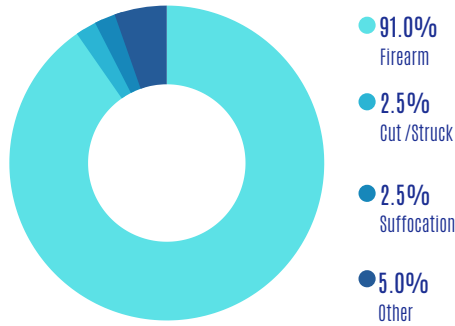
### GUN SHOT WOUND INCIDENCE (GSW) RATE PER 100,000 RESIDENTS BY RACE/ETHNICITY



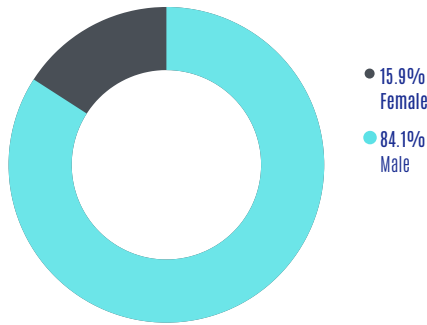
## HOMICIDE RATE BY AREA



## HOMICIDE MECHANISM



## GUN SHOT WOUNDS AND GENDER



## GUN SHOT WOUNDS AND AGE



- 8.65% GSWs among Cleveland residents under 18 years old
  - 44.98% GSWs among Cleveland residents between 18-29 years
  - 46.37% GSWs among Cleveland residents 30 years and older
- \*GSWs disproportionately impact young adults. Despite being 20% of Cleveland residents being between 18-29 years old they account for nearly 45% of GSWs. This is a 150% overrepresentation in GSW incidence

## SUMMARY

- Among Cleveland residents, black male residents between the ages of 18-24 years old were most likely to be victims of gun shot wounds.
- There was a 66% increase in GSW-related hospital visits between 2019 and 2020.
- The homicide incidence in Cleveland City in 2019 was 3.7x the national average.

-Data is from the Health Monitoring EpiCenter and Cuyahoga County Comprehensive Death Data.

-\*All incidence rates are per 100,000 population and based on ACS 2019 Census population size.